


DIAPRO|DIACERA



STRAUSS DIAMOND
INSTRUMENTS

POLISHING GUIDE

LITHIUM DISILICATE
ZIRCONIA



made
in
Germany

DIAPRO

UNPROCESSED STATE

Full anatomical crowns made of lithium disilicate after pressing.

1



ADJUSTMENT

Adjusting the occlusion using a diamond bur.

2




GRINDING THE CONTOUR

Grind the contour using **DYP-13m**.

Recommended RPM:
8,000 – 12,000 min

3



SMOOTHING THE OCCLUSAL SURFACE

Precise pre-polishing of the occlusal surface using **H2DPmf**.

Recommended RPM:
7,000 – 12,000 min

4



HIGH GLOSS

Mirror finish using **H2DP** with minimal pressure.

Recommended RPM:
7,000 – 12,000 min

5



TRIMMING THE CONTACT POINT

Trim the contact point using **DYP-8m**.

Recommended RPM:
8,000 – 12,000 min

6



ADJUSTMENT

Small specific adjustments using **SL20DPmf**.

Recommended RPM:
7,000 – 12,000 min

7



SMOOTHING

Smooth the outer contour with **H8DPmf**.

Recommended RPM:
7,000 – 12,000 min

8

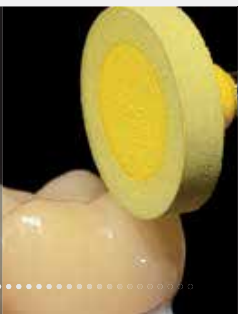


HIGH GLOSS

Mirror finish using **H8DP**.

Recommended RPM:
7,000 – 12,000 min

9



FINAL RESULT

Final result after applying all steps of **EVE DIASYNT PLUS / DIAPRO Kit HP360**.

A perfect high gloss finish is achieved.

10



TIP

Should further polishing be required in the surgery we recommend using the **RA361** polishing set.

Lithium Disilicate



Lithium disilicate is a high-strength glass ceramic which is available both in the form of prefabricated solid cast CAD/CAM blocks, as well as ingots for the press technology. This results in a very broad range of indications.


It is possible to polish the material to a high gloss after processing with specific polishing instruments and thus achieve the finished result in just a few steps. EVE Ernst Vetter GmbH has been offering the two-step Diapro Polishing System for use in the dental laboratory for some time now. The

respective version for use in dental surgeries is now also available and provides even more flexibility in the fitting and reworking of lithium disilicate restorations.

DIAPRO SET HP 360 *



Zirconia




Zirconia is becoming more popular than ever before, and many manufacturers in the dental industry are offering materials for full anatomical zirconia restorations. The correct processing of zirconia has been a controversial issue for a long time, due to the risk of micro-cracking. Studies have now shown that finishing with the appropriate instruments is possible, which has the additional positive effect of long term stability of the restoration. The Diacera Polishing System from EVE

Ernst Vetter GmbH provides a processing solution that not only produces a high gloss finish on zirconia, but has also been shown to increase the physical stability through polishing. Highly polished stable zirconia surfaces are now attainable.

DIACERA SET HP 321 *



DIASYNT PLUS



Open pore structure for reduced heat generation

DIASYNT PLUS DYP-13g

EVE DIASYNT PLUS represents a new generation of grinding tools which achieve a high material removal rate, while allowing heat dissipation from the processed material.

This can be of great significance, as it has an effect on the future failure rate of the ceramic prosthesis. Specifically, the thermal stress with work pieces processed using the synthetically bonded Diasynt Plus is significantly lower compared to a ceramic-bonded grinding system.



STRAUSS DIAMOND
INSTRUMENTS

DIACERA

UNPROCESSED STATE

Full anatomical crowns made of zirconia.

1



ADJUSTMENT

Adjusting the occlusion using a diamond bur.

2




GRINDING THE CONTOUR

Grinding the contour using **DYP-13g**.

Recommended RPM:
8,000 – 12,000 min

3



SMOOTHING THE OCCLUSAL SURFACE

Precise pre-polishing of the occlusal surface using **H2DCmf**.

Recommended RPM:
7,000 – 12,000 min

4



HIGH GLOSS

Mirror finish with **H2DC** with minimal pressure.

Recommended RPM:
7,000 – 12,000 min

5

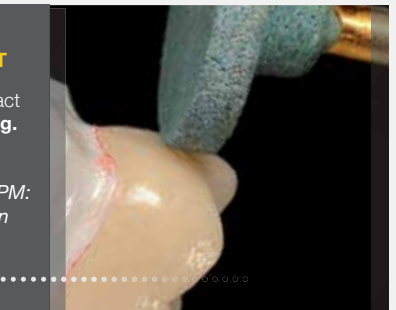


TRIMMING THE CONTACT POINT

Trimming the contact point using **DYP-8g**.

Recommended RPM:
8,000 – 12,000 min

6

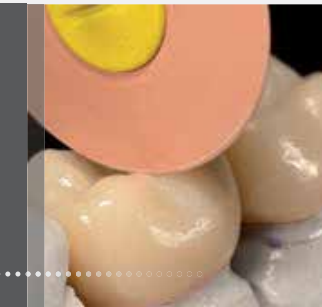


ADJUSTMENT

Small specific adjustments using **SL20DC**.

Recommended RPM:
7,000 – 12,000 min

7



SMOOTHING

Smoothing of the outer shape using **H8DCmf**.

Recommended RPM:
7,000 – 12,000 min

8

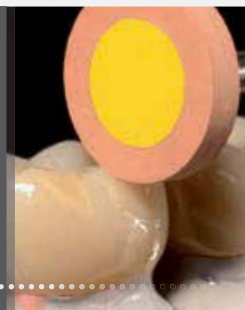


HIGH GLOSS

Mirror finish using **H8DC**.

Recommended RPM:
7,000 – 12,000 min

9



FINAL RESULT

Final result after applying all steps of **EVE DIASINT PLUS / DIACERA Kit HP321**.

A perfect high gloss finish is achieved.

10



After corrections, we recommend using the **RA322** set for polishing in the dental surgery.

DIAPRO | Lithium Disilicate



Grit: red = medium
yellow = fine

Pack sizes: 1, 10 pieces



Recommended RPM:
7.000 – 12.000 min

Item description:

Item No.:

Dimensions (mm):



W11DPmf	W16DPmf	W17DPmf	W18DPmf	W11DP	W16DP	W17DP	W18DP
7881	7886	7887	7888	7981	7986	7987	7988
3 x 7,5	4 x 10	6 x 7,5	10 x 2,5	3 x 7,5	4 x 10	6 x 7,5	10 x 2,5

Grit: red = medium
yellow = fine

Pack sizes: 1, 10 pieces



Recommended RPM:
7.000 – 12.000 min

Item description:

Item No.:

Dimensions (mm):



L26DPmf	SL20DPmf	H2DPmf	H8DPmf	L26DP	SL20DP	H2DP	H8DP
7800	7801	7842	7848	7900	7901	7942	7948
26 x 2	20 x 1	4 x 13	11 x 2	26 x 2	20 x 1	4 x 13	11 x 2

DIACERA | Zirconia



Grit: green = medium
orange = fine

Pack sizes: 1, 10 pieces



Recommended RPM:
7.000 – 12.000 min

Item description:

Item No.:

Dimensions (mm):



W11DCmf	W16DCmf	W17DCmf	W18DCmf	W11DC	W16DC	W17DC	W18DC
7681	7686	7687	7688	7781	7786	7787	7788
3 x 7,5	4 x 10	6 x 7,5	10 x 2,5	3 x 7,5	4 x 10	6 x 7,5	10 x 2,5

Grit: green = medium
orange = fine

Pack sizes: 1, 10 pieces



Recommended RPM:
7.000 – 12.000 min

Item description:

Item No.:

Dimensions (mm):



L26DCmf	SL20DCmf	H2DCmf	H8DCmf	L26DC	SL20DC	H2DC	H8DC
7600	7601	7642	7648	7700	7701	7742	7748
26 x 2	20 x 1	4 x 13	11 x 2	26 x 2	20 x 1	4 x 13	11 x 2



STRAUSS DIAMOND
INSTRUMENTS

Strauss Diamond Instruments

14 Office Park Drive
Suite 8
Palm Coast, FL 32137

Toll Free: 1-800-982-9641
Local: 386-597-7523
Fax: 386302-0207

E-Mail: info@straussdiamond.com

www.straussdiamond.com